

# STEALTH

HOT TUBS

*Exclusively At*

THE BEST FOR LESS FOR OVER 50 YEARS!

**Westrock**  
Pool & Spa

[www.westrockpools.com](http://www.westrockpools.com)



WHERE LUXURY MEETS UNMATCHED VALUE

# WHY BUY FROM US

## QUALITY

We carefully select industry-leading suppliers with quality materials and components to work with.

## ACCREDITATION

We are proud our Stealth Hot Tubs series of spas have the stamp of approval with ETL approval.



## PASSION

We fully believe in the benefits of hot tub ownership; we are passionate hot tub professionals and users. Our goal is not to offer you the biggest most expensive hot tub, it is to help and support you find the right hot tub for you and your family.

## UNDERSTANDING

We appreciate that a hot tub is a considerable purchase. Therefore, we have various purchase options to suite everyone's needs.

# OUR USP'S

**The Stealth Hot Tubs series has been developed and designed in conjunction with our suppliers and our manufacturer. Our goal is to bring you the best quality hot tubs in the market at an affordable price.**

Our spas are built by one of the world's largest hot tub manufacturers, in the world's largest hot tub factory. Our spas undergo a thorough build checklist, and are fully tested and inspected in the factory to ensure your spa is built to our highest standards.

The use of industry-leading Aristech Acrylic on our Stealth Hot Tubs means your spa shell is built to last. Coupled with the energy-efficient spa shell, SpaQuilt insulation ensures the Stealth Hot Tubs are one of the most energy efficient spas on the market today.

Stealth Hot Tubs incorporates state-of-the-art Balboa electronics to control our spas. The U.S.A.-based company rigorously tests their equipment in the harshest of climates to ensure unparalleled performance. Industry-leading LX pumps propel our spa water delivering the ultimate relaxing hydrotherapy experience.

## ADVANCED SPAQUILT INSULATION



Our Advanced Spaquilt Insulation offers our users one of the most efficient running hot tubs with optimal heat retention in the market. Built for the most extreme of conditions that North America has to offer. Our Advanced Spaquilt Insulation uses the heat generated from the pumps to keep your hot tub warm, reflecting this heat back into the spa whilst keeping out the colder outer air. This ultimately reduces your running costs so you can sit back and relax for years to come

## BUILD QUALITY

We manufacture our series of spas to be long lasting and also be maintenance free. All of our hot tubs come complete with a stainless steel structure and ABS base. We use American Aristech Acrylic who are the world leader in hot tub acrylics. Internal pipework is also glued and clipped to ensure your spa does not leak and withstands heavy usage. You can have total ease that your new spa comes complete with some of the best components available.



## ACRYLIC COLORS


We have 3 stunning cutting edge shades of Acrylic for our spas that will fit any setting.



Odyssey



Midnight Canyon



Sterling Silver

## QUALITY ASSURANCE

We pride ourselves on using the best components available when we manufacture our hot tub series. From luxury American components to executive hydrotherapy massage pumps and jets.

Unwind in our affordable yet superior hot tub series and begin your journey to ultimate relaxation today..



# SPATOUCH2™

## STYLE THAT YOU'LL ADORE

### Fully functional design

Transform your user experience with our resistive touchscreen panel that looks and feels like a glass display.

### Award winning design

The main screen gives you access to your accessories and water temperature. At the bottom of the screen you will see any error or maintenance messages that are present.

### User friendly navigation

Simpler and more intuitive navigation



# BLUETOOTH SOUND SYSTEM

Streamed From Your Spa – Your Favourite Music Never Sounded So Good!

Our Spas come as standard with Bluetooth amplifier and two built-in pop up speakers.

Simply connect your phone/tablet and play your favourite music via our built in Bluetooth amplifier.

Sit back and enjoy!



# TP800 CONTROL



**The TP800 is part of Balboa's BP Wifi ready range & comes complete with a 4 black plastic pins connector. It is designed to work with BP Series of hot tub control systems. The sleek panels have LCD displays that have moving function indicator icons, maintenance reminders, and service alerts on the easy-to-read screen.**

## Balboa BP control System



**This really is the next generation of upgrade spa system, the Balboa BP2100 spa control pack comes compatible for WiFi connection to the Balboa Worldwide app using the add-on Balboa Wifi Receiver Module. You will need this module if you want the remote wi-fi features.**

Whether you want the wi-fi features or not it is best to opt for this next generation system as it has a whole host of technological advancements worth taking advantage of.

## Main functions

### Basic Operation

The Set Temperature is changed by navigating to the left while on the Main Screen. Once the Set Temperature is highlighted, adjust the temperature using the Up and Down Buttons. (The Set Temperature and the actual water temperature are often different.) Press-and-hold for faster adjustment.

The new Set Temperature is programmed immediately and the spa will now heat to the new Set Temperature.

### Programming

Navigating the deeper menu structure is done by selecting one of the items on the right side of the Main Screen.

Selecting "Settings" will allow access to a variety of programming functions.

Depending on the screen displayed, waiting between 10 and 30 seconds will allow the panel to return to normal operation and a display of spa status.

### Dual Temperature Ranges

This system incorporates two temperature range settings with independent set temperatures. The High. Range can be set between 80°F and 104°F. The Low Range can be set between 50°F and 99°F. Low. Range may be economical during non-use periods. See "Settings" on the Main Screen.

Restricted temperature ranges may determined by the manufacturer.

## Ready and Rest Modes

If the filtration pump is a 2-Speed Pump 1, Ready Mode will circulate water every 1/2 hour, using Pump 1 Low, in order to maintain a constant water temperature, heat as needed, and refresh the temperature display. This is known as "polling."

Rest Mode will only allow heating during programmed filter cycles. Since polling does not occur, the temperature display may not show a current temperature until the filtration pump has been running for a minute or two. Ready in Rest Mode may appear when Jets 1 is activated.

## Water temperature

The temperature shown at the top of the screen gives the actual water temperature.

Use the Up and Down buttons to set the desired temperature. The set point will appear in blue at the bottom. After 3 seconds without any change to the set temperature value, the keypad will resume the normal display of messages.

Note: After 3-5 minutes the display will automatically go into sleep mode, which turns the display off. This is normal operation. Press any button on the screen to wake the panel up.

# SPA JETS



## Neck / Shoulder Jets

Imagine having your own personal masseuse but in your hot tub. Our luxury hydrotherapy neck and shoulder massage jets are fantastic at relieving tension and muscle tightness. Perfect for customers who suffer with neck pain, shoulder pains and headaches. Warm water combined with our jets relaxes your muscles and will leave you feeling refreshed and stress free.



## Advanced Ultimate Massagers

A regular foot massage along with reflexology helps in promoting physiological as well as physical health. A foot massage treats pains and aches such as headaches, migraines, neck pain, lower and upper backaches.



## Leg / Thigh Jets

It's common that at the end of a long day, leg muscles ache. With our hydrotherapy leg and calf jets you can soothe and relax tired and aching muscles. These jets are perfect for people who are active including cyclists and runners. Calf jets can also help with joint mobilisation, muscle strengthening, maintenance and restoration and improved circulation.

A romantic couple is shown from the chest up, submerged in a hot tub. The woman, on the left, has short brown hair and is smiling broadly with her eyes closed. The man, on the right, has dark hair and a beard, and is also smiling while looking at the woman. They are both wearing blue swimwear. The hot tub is filled with bubbling water. In the background, a city with white buildings and a mountain range are visible under a clear sky. A white curved graphic element separates the text on the left from the couple on the right.

# **DOUBLE PUMP**

## MODEL OPTIONS


# STEALTH 5 2L

People	3
Seats	1 sitting + 2 loungers
Dimensions	79 x 63 x 31 in
Weight	441 lbs (dry weight)
Controls	Balboa BP2000 + TP800
LED Lighting	✓
Music	Bluetooth
UV	✓
Insulation	✓
Electrical Supply Required	220V/60HZ
Heater	3KW/220-240VAC
Pumps	2 x 2 HP - 1 Dual speed
Circulation Pump	1 x 0.5 HP
Total Jets	50
Lighting Jets	25


## Acrylic color options



Odyssey\*



Midnight Canyon\*



Sterling Silver

\*special order only

### Product Warranty

2 years on parts, 1 year labor, 1 year stereo,  
5 years structure and 2 years surface.



# STEALTH 6L

People	6
Seats	5 sitting + 1 lounger
Dimensions	79 x 79 x 37 in
Weight	1014 lbs (dry weight)
Controls	Balboa BP2000 + TP80
LED Lighting	✓
Music	Bluetooth
UV	✓
Insulation	✓
Electrical Supply Required	220V/60HZ
Heater	3KW/220-240VAC
Pumps	2 x 3 HP
Circulation Pump	1 x 0.5 HP
Total Jets	56
Lighting Jets	37


## Acrylic color options



Odyssey\*



Midnight Canyon\*




Sterling Silver

\*special order only

### Product Warranty

2 years on parts, 1 year labor, 1 year stereo,  
5 years structure and 2 years surface.



# STEALTH 7 2L


People	5
Seats	3 sitting + 2 loungers
Dimensions	83 x 83x 37 in
Weight	1014 lbs (dry weight)
Controls	Balboa BP2000 + TP800
LED Lighting	✓
Music	Bluetooth
UV	✓
Insulation	✓
Electrical Supply Required	220V/60HZ
Heater	3KW/220-240VAC
Pumps	2 x 3 HP
Circulation Pump	1 x 0.5 HP
Total Jets	61
Lighting Jets	32




## Acrylic color options



Odyssey\*



Midnight Canyon\*



Sterling Silver

\*special order only

### Product Warranty

2 years on parts, 1 year labor, 1 year stereo,  
5 years structure and 2 years surface.



# STEALTH 7


People	7
Seats	7 sitting
Dimensions	83 x 83x 37 in
Weight	1014 lbs (dry weight)
Controls	Balboa BP2000 + TP800
LED Lighting	✓
Music	Bluetooth
UV	✓
Insulation	✓
Electrical Supply Required	220V/60HZ
Heater	3KW/220-240VAC
Pumps	2 x 3 HP
Circulation Pump	1 x 0.5 HP
Total Jets	60
Lighting Jets	47




## Acrylic color options



Odyssey\*



Midnight Canyon\*



Sterling Silver

\*special order only

### Product Warranty

2 years on parts, 1 year labor, 1 year stereo,  
5 years structure and 2 years surface.



# STEALTH 7L

People	6
Seats	5 sitting + 1 lounger
Dimensions	83 x 83x 37 in
Weight	1014 lbs (dry weight)
Controls	Balboa BP2000 + TP800
LED Lighting	✓
Music	Bluetooth
UV	✓
Insulation	✓
Electrical Supply Required	220V/60HZ
Heater	3KW/220-240VAC
Pumps	2 x 3 HP
Circulation Pump	1 x 0.5 HP
Total Jets	55
Lighting Jets	35

## Acrylic color options



Odyssey\*



Midnight Canyon\*



Sterling Silver

\*special order only

### Product Warranty

2 years on parts, 1 year labor, 1 year stereo,  
5 years structure and 2 years surface.



# STEALTH 7 2PL


People	4
Seats	2 sitting + 2 loungers
Dimensions	83 x 83x 37 in
Weight	816 lbs (dry weight)
Controls	Balboa BP2000 + TP800
LED Lighting	✓
Music	Bluetooth
UV	✓
Insulation	✓
Electrical Supply Required	220V/60HZ
Heater	3KW/220-240VAC
Pumps	2 x 2 HP - 1 Dual speed
Circulation Pump	1 x 0.5 HP
Total Jets	51
Lighting Jets	22
Included subwoofer	✓
Aromatherapy	✓



## Acrylic color options



Odyssey\*



Midnight Canyon\*



Sterling Silver

\*special order only

### Product Warranty

2 years on parts, 1 year labor, 1 year stereo,  
5 years structure and 2 years surface.



# **TRIPLE PUMP**

## MODEL OPTIONS




# STEALTH 8 2L

People	5
Seats	3 sitting + 2 loungers
Dimensions	91 x 91 x 37 in
Weight	1014 lbs (dry weight)
Controls	Balboa BP2000+ SPA TOUCH
LED Lighting	✓
Music	Bluetooth
UV	✓
Insulation	✓
Electrical Supply Required	220V/60HZ
Heater	3KW/220-240VAC
Pumps	3 x 2 HP
Circulation Pump	1 x 0.5 HP
Total Jets	73
Lighting Jets	35
Included subwoofer	✓
Aromatherapy	✓


## Acrylic color options



Odyssey\*



Midnight Canyon\*



Sterling Silver

\*special order only

### Product Warranty

2 years on parts, 1 year labor, 1 year stereo, 5 years structure and 2 years surface.



# STEALTH 8L

People	6
Seats	5 sitting + 1 lounger
Dimensions	91 x 91 x 37 in
Weight	893 lbs (dry weight)
Controls	Balboa BP2000+ SPA TOUCH
LED Lighting	✓
Music	Bluetooth
UV	✓
Insulation	✓
Electrical Supply Required	220V/60HZ
Heater	3KW/220-240VAC
Pumps	3 x 2 HP
Circulation Pump	1 x 0.5 HP
Total Jets	64
Lighting Jets	36
Included subwoofer	✓
Aromatherapy	✓

## Acrylic color options



Odyssey\*



Midnight Canyon\*



Sterling Silver

\*special order only

### Product Warranty

2 years on parts, 1 year labor, 1 year stereo,  
5 years structure and 2 years surface.



# STEALTH

## HOT TUBS

*Exclusively At*

THE BEST FOR LESS FOR OVER 50 YEARS!



[www.westrockpools.com](http://www.westrockpools.com)

21 N. Middletown Rd • Nanuet

Just off Rt. 59 ( Behind Marshalls Dept. Store & Modells)

845-623-3844

[www.westrockpools.com](http://www.westrockpools.com)

Rock. # H-00251-25 • New Jersey 13VH03130500

Westchester 14560-H03 • Putnam PC785-A